












# Equipment Selection Guide For 24-Hr Pressure Ulcer Prevention and Management

RISK SCORE	USER SPECIFICS		MATTRESS	CUSHION
<b>WATERLOW SCORE OF 10 - 14</b>			 Serene	 Contour
	and Heavily Incontinent		 Ultimate	 Contour
	and Heavily Incontinent	at risk to heels/feet	 Impulse	 Impulse
<b>WATERLOW SCORE OF 15 - 20</b>	and Heavily Incontinent		 Flo System	 Relieve System
	and Heavily Incontinent	at risk to heels/feet	 Impulse with Pump	 Impulse with Pump* <small>* Compatible with Impulse Mattress Pump</small>
	and Heavily Incontinent	at risk to heels/feet	risk of fragile skin	 Eclipse System

STEP UP / STEP DOWN  
 DEPENDENT ON USERS RISK ASSESSMENT